



OPTIONS 2026 - Art & Design



Art & Design

GCSE Fine Art 8202



Further questions: hgrange@stahigh.org

Frequently asked questions about Art & Design

- **How much work will I have to do outside of lessons?**

Usually about 1 – 3 hours a week (remember there is no revising in art). There is a one hour intervention every week after school which starts after Xmas).

- **Can you do photography within the art GCSE?**

Yes lots. We have strong links with the Photographers Gallery too and you can do an extra course with them in Year 12. Our students who did this have loved it!

- **How does a 10 hour 2 day exam work?**

You practice for your exam for about 3 months and by the time you get to your exam, you know exactly what you are doing. YOU create the theme, you become the expert.

- **What jobs can a GCSE in art lead to?**

Lots! Art isn't about becoming an artist, it's about learning to be creative and independent.

Here are some facts you may not know about the Creative Industries

£92BN

The cultural and creative sector is currently worth £92 billion, and the most resilient to automation.

95,000

Westminster's creative industry employs a total of 95,000 people.

40%

40% of the motion picture, television and other theatrical casting employment in the UK is based in Westminster.

80

Over 80 awards, including Oscars and BRIT awards have been won by organisations based in Westminster.

3X

Students from low-income families who take part in arts activities at school are three times more likely to get a degree.

SAFER

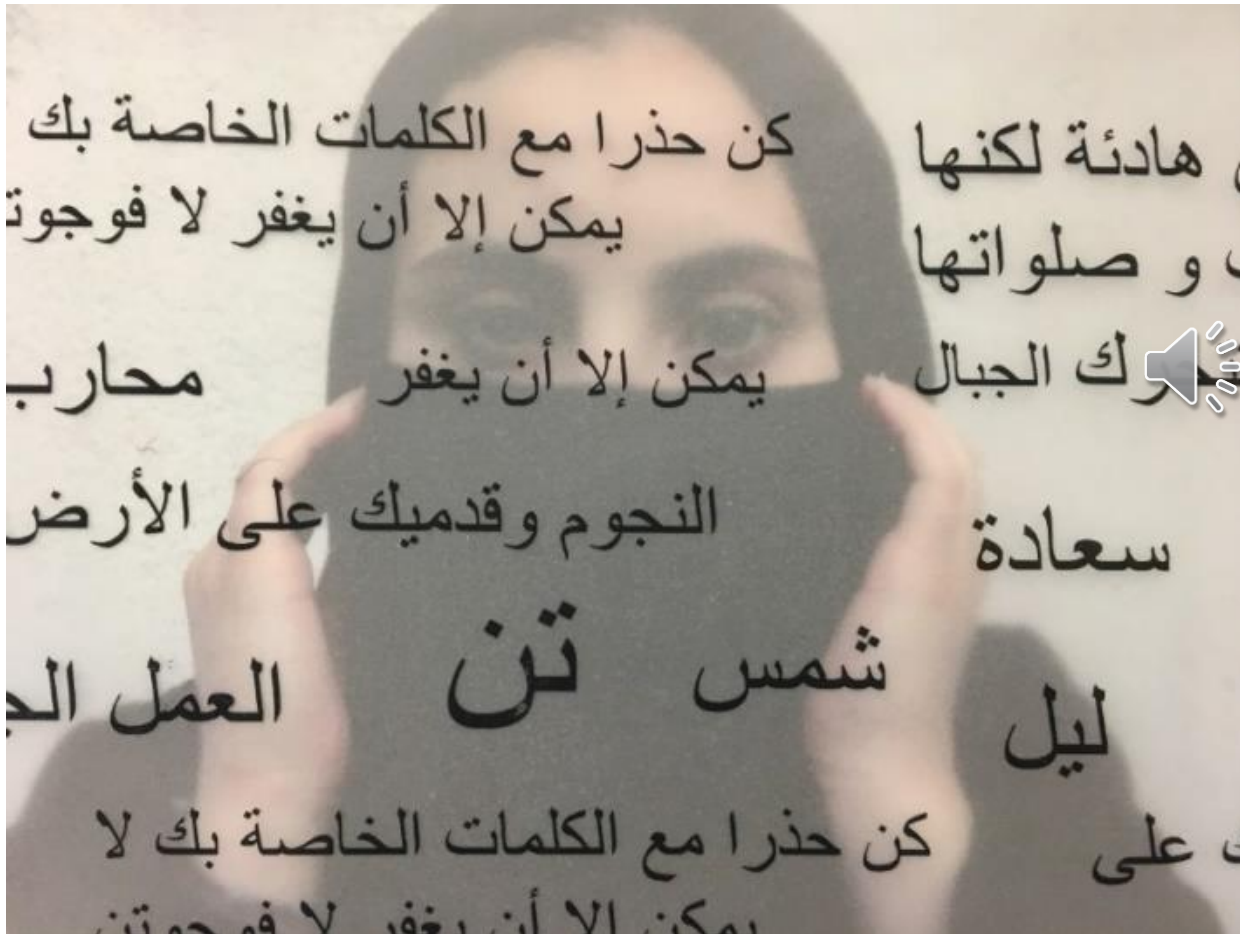
Cultural participation can contribute to making communities feel safer and stronger.

Choosing Art and Design:



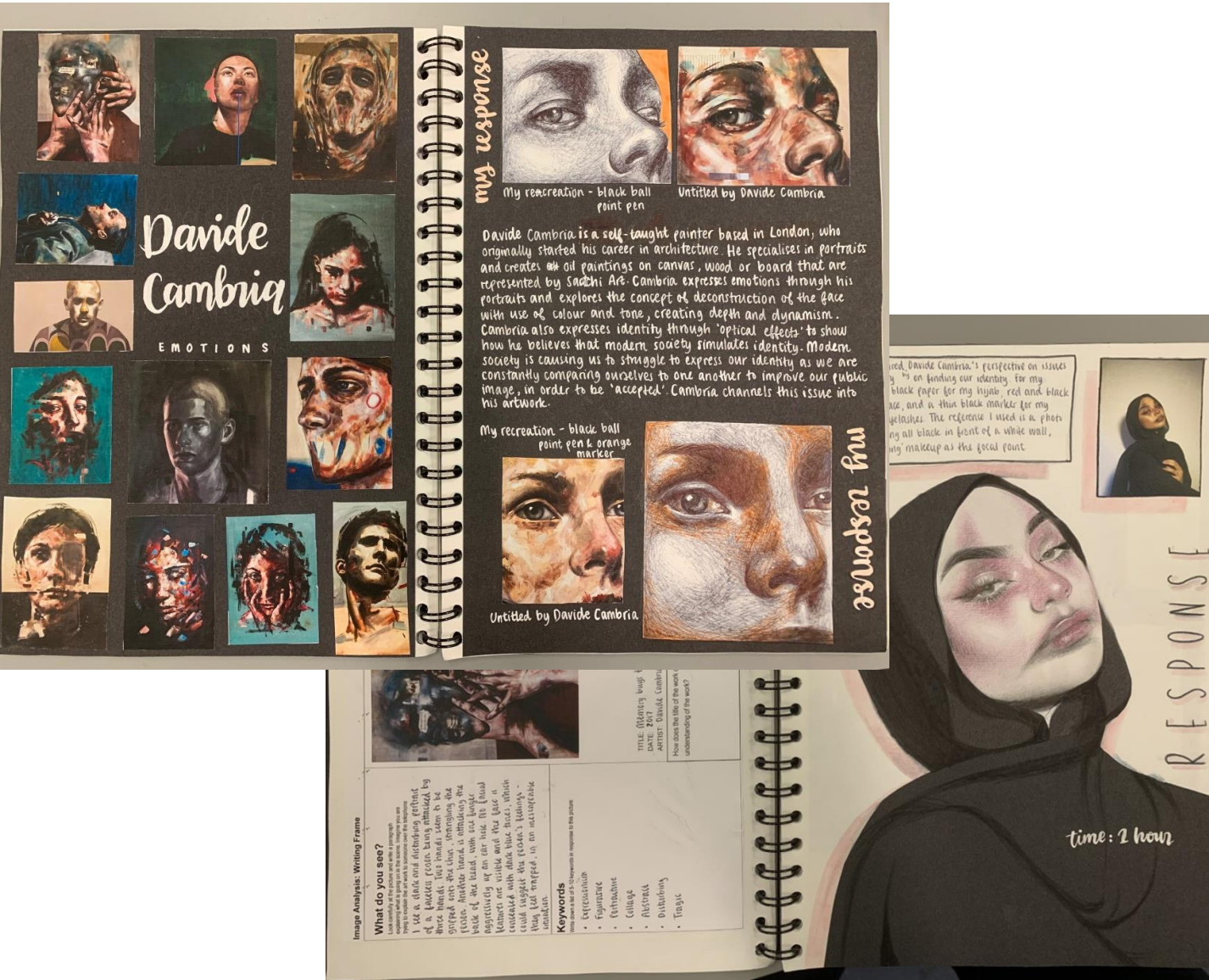
- It's an **exciting** and **creative** course, teacher led but open ended giving YOU the chance to express your ideas!!
- You will develop **independence**, visual communication skills and practical skills in a wide range of media
- Art is a skill for life!
- Our KS4 and 5 students absolutely love their art lessons.

What do I need to know?



- To be successful in art you need to work at home each week and develop your art outside of lessons.
- There is a 1 hour intervention session after school each week, where you have the opportunity to develop your work further with additional support.

What skills will I need to be successful at GCSE?



- Independence is a must in art.
- You will need to be prepared to research and write about artists and your own art.
- You need to enjoy learning about and making art.

Drawing



Drawing is a part of the course.
This does not mean you need to be the world's best at drawing, you just need to use different types of drawing to record and develop your ideas.



How is it assessed?

Coursework: 60%

Externally set exam: 40%.


Four 'assessment objectives'

A01: Develop ideas through investigations, demonstrating critical understanding of sources.

A02: Refine work by exploring ideas, selecting and experimenting with appropriate media, materials, techniques and processes.

A03: Record ideas, observations and insights relevant to intentions as work progresses.

A04: Present a personal and meaningful response that realizes intentions and demonstrates understanding of visual language.



There are two components in Art GCSE:

Component 1 Coursework 60%

Component 2 Exam 40%

Component 1 (Coursework - Portfolio) includes three projects:

Project 1 – Movement	Autumn Year 10
Project 2 – Flora mini project	Spring Year 10
Project 3 – Themes Project <i>(you choose your theme)</i>	Summer Year 10 Autumn Year 11




Component 2 (Exam Project):

Externally Set Assignment (3 months of exam preparation)	Spring Year 11
Exam outcome	10 hour (two day) exam in May

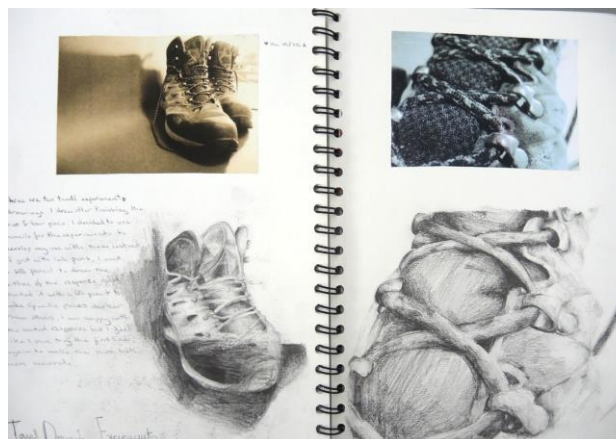

1st project (Y10 teacher led): 'Movement' project sketchbooks and outcomes (3 month project)



New mini project - flora



'Themes Project' sketchbooks and outcomes (6 months)



This is my final piece, on a A1 piece of paper using the same two techniques of drawing and ink I had portrayed before on previous 5 hours. I first used water to coat the whole painting again which helps the effect on the ink. I then waited for it to dry then used ink over it to help the technique of carne, there was other techniques used such as flicking the ink with a brush and also using a variety and range of brushes and ink pens. These techniques also used on my previous smaller version. However I increased my knowledge and techniques by using a range of ink tools that I used to make smaller details which is most portrayed in top left corner. I also used a blow dryer to get different effects of it dropping and dripping in places. I had initially drew the photo before adding ink.

I had work with many accidents that weren't meant to happen during the painting as some ink went into places I didn't want it to go in. However I learnt from these mistakes and learnt many new and different techniques I have never used before to create my final artwork.



3rd project (Y11): *(Independent project set by AQA)*

'Externally set task' sketchbooks and outcomes (3 months)



Skills you could try...

Collage

Research & analysis

Problem solving

Creative thinking

Independence

Mixed media

Colour theory

Performance art

Drawing

Painting

Sculpture

Photography

Film-making

Digital art

Installation art



What next? Career paths include...



Artist, Animator, illustrator, motion graphics, advertising, **architecture**, **ceramics**, cinematography, TV, curating in museums and galleries, fashion & textile design, **fine art painting**, printmaking and sculpture, **graphic design**, game design, **interior design**, photography, product design, set design, community arts worker, art educator...

Scientist, mathematician, engineer! Art gives you a creative head start in those careers outside the creative industries!

Art is a powerful tool!

Even if you do not become a full time creative, Fine Art is something you will have with you for life.

It helps you to communicate, makes you a creative and independent person, means you have confidence in your own ideas, and are not afraid to try things out and make mistakes.

You do not have to be 'the best' artist or 'the best' at drawing to take art for GCSE. You need to be curious, hard working and willing to try and willing to learn.

